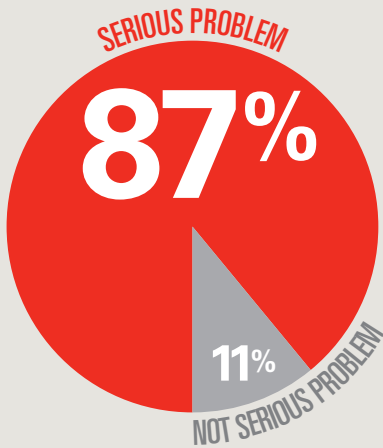


U.S. Consumer Views on Lawsuits


Key Highlights from a 2013 National Survey of U.S. Consumers*

WHO BENEFITS FROM CLASS ACTIONS?




CONSUMERS VIEW LAWSUITS AS A SERIOUS PROBLEM

60% of consumers acknowledge that they have been included in a class action lawsuit.



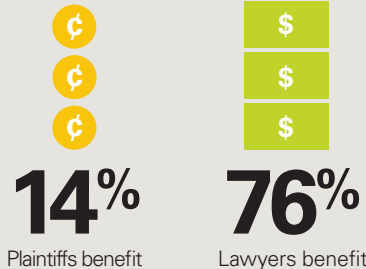
WHILE ONLY...

14% report receiving something of meaningful value as a result.



PROFITS FOR LAWYERS

More than three-fourths of consumers say lawyers benefit more than the people on whose behalf class action lawsuits are filed.



69% Abuse has increased LAWSUIT ABUSE INCREASES

Abuse has increased




Consumers say there has been increased abuse of the legal system in the last decade.

25% Abuse has stayed about the same

2% Abuse has decreased

NO TO THIRD PARTY FINANCING

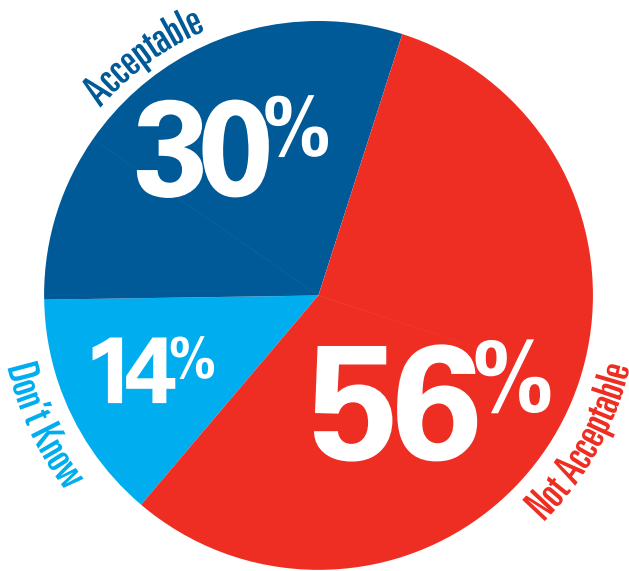
By large margins, consumers think that third party financing of lawsuits is not acceptable.



* Public Opinion Strategies and Penn Schoen Berland, April 7-10, 2013. National survey of 800 U.S. consumers. Margin of error of +3.46% overall. To view a complete set of the data, please visit: www.slideshare.net/instituteforlegalreform/london-deck-final-14052013

UK Consumer Views on Lawsuits

Key Highlights from a 2013 National Survey of UK Consumers*



UNACCEPTABLE THIRD PARTY FINANCING

By large margins, British consumers continue to say that third party financing of lawsuits is not acceptable.

By a three-and-a-half to one margin, British consumers want to avoid a U.S. legal system model.

57%

Believe that the US system has more problems and the UK should NOT make changes to be more like it.

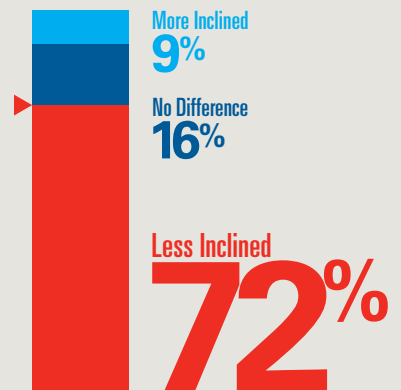
16%

Believe that the US system has more advantages and the UK SHOULD make changes to be more like it.

UK CONSUMERS RELUCTANT TO FOLLOW U.S. MODEL

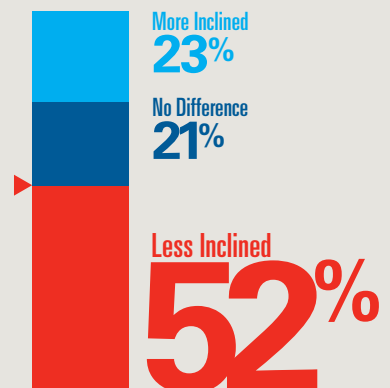
British consumers are less inclined to follow the US model when told...

Lawyers receive half of the money awarded in lawsuit.



Lawsuits cost small businesses billions of dollars each year.

Frivolous lawsuits mean people with serious injuries wait longer for compensation.

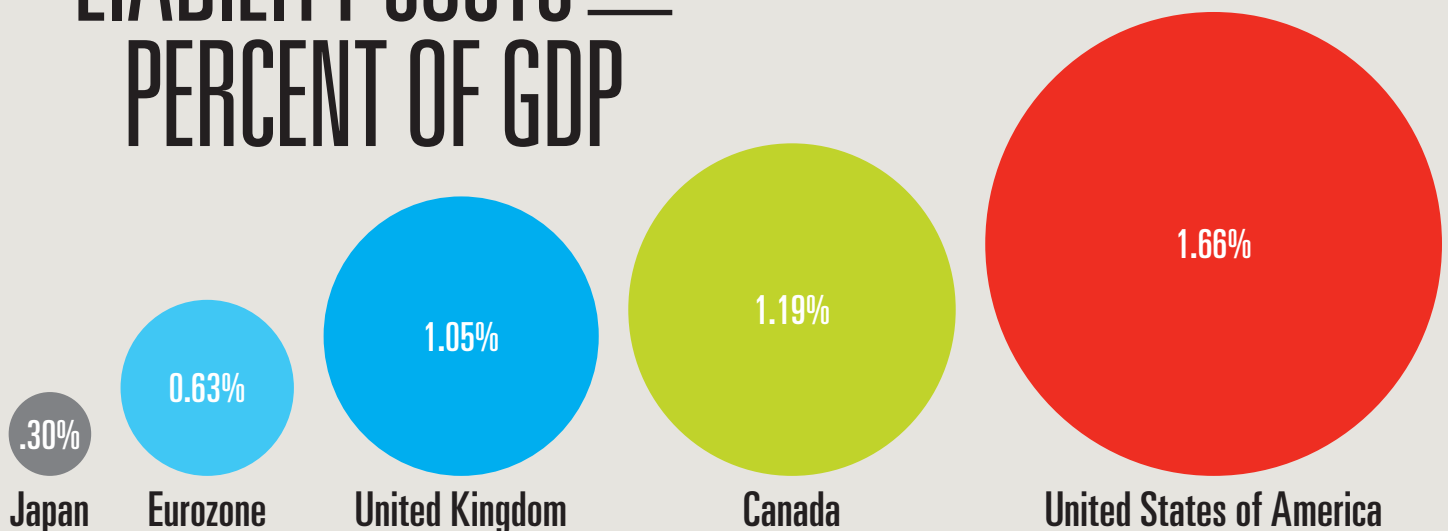


* Ipsos-MORI, Public Opinion Strategies and Penn Schoen Berland, May 3-5, 2013. Survey of 1,036 adults (18+) throughout the United Kingdom. The margin of error is + 3.1%. To view a complete set of the data, please visit: www.slideshare.net/instituteforlegalreform/london-deck-final-14052013.

Comparing Litigation Costs

Canada, Europe, Japan, and the United States*

LIABILITY COSTS ASA PERCENT OF GDP



*Reflects 2011 data.



GROWING LITIGATION COSTS

From 2008 to 2011, the UK saw a

47%

increase in litigation costs.

The U.S. has the highest liability costs as a percentage of GDP of the countries surveyed, with liability costs at 2.6 times the average level of the Eurozone economies.

* McKnight, David L., and Paul J. Hinton. International Comparison of Litigation Costs; Canada, Europe, Japan and the United States. Washington, DC: June 2013.